

RACE MASTER  
SAIL TIMER + SPEED  
WATCH EDITION



# USER GUIDE

PLEASE SEND FEEDBACK OR COMMENTS TO:

*[racemaster@kewlanu.com](mailto:racemaster@kewlanu.com)*

COPYRIGHT © KEWLANU AB 2019

9:22

Gun!

Adjust 8:39

— +

— +

Loop

Locked

9:15

2:37

062M 12.7

8:42

SOG 14.9

COG 060°M

VMG 8:42

11.6(8.3)

035°M 21.04NM

MOB

Line 8:43

Line distance: 31 yd

Time@Line: ---

Line length: 59 yd

Line angle: 124°M (304°M)

8:49

Man Over Board

8/20/19, 5:26 PM

23 mi

035°M

Settings 9:26

Instruction

Specific Start Time

No more racing until next use.

Save battery

COG/SOG

Gun! Reset

Sync Water lock

History Reset

Sync Gun!

10s 60s

3min 10min

Project

Set Start RC

Set Start Pin

Begin sync Repair DB

Clear GPS Log

Cancel

Select Timer

1:28:59

0:56:48

0:56:55

0:19:29

Project mark

- 229° +

- 1.40NM +

Line RC

Windward

Downwind

Clear

Scan shared timers



Race Master  
Sail Timer + Speed  
Watch

# WATCH MAIN TIMER SCREEN

MAIN TIMER SCREEN




COURSE OVER GROUND

PAGE INDICATOR

SPEED OVER GROUND

FORCE PRESS MENU



GO BACK TO AND OLD COUNTDOWN

BEGIN A NEW COUNTDOWN

SYNC TO THE CLOSEST MINUTE

0:39 => 1:00

2:23 => 2:00

# STARTING A NEW COUNTDOWN - QUICK AND WET

MAIN TIMER SCREEN



TAP 3 TIMES WITHOUT  
PUSHING SCREEN  
SIDEWAYS TO START A  
NEW COUNTDOWN



SPIN 3 TIMES QUICKLY  
UP AND DOWN TO  
START A NEW  
COUNTDOWN

THE QUICKEST WAY TO START A  
COUNTDOWN:  
3-TAP

WATER ON WATCH MAY CAUSE  
TOUCHES TO BE MISINTERPRETED:  
USE CROWN!

# ADJUST TIMER AFTERWARDS!

MAIN TIMER SCREEN



SWIPE UPWARDS OR  
DOWNWARDS FAST TO  
UNLOCK MINUTE  
ADJUSTMENT



SPIN FAST IN ONE  
DIRECTION TO UNLOCK  
MINUTE ADJUSTMENTS

1. WHEN YOU HEAR THE SIGNAL/GUN: START A COUNTDOWN
2. ADJUST THE COUNTDOWN MINUTES WHEN YOU HAVE TIME

# TIMER ADJUST

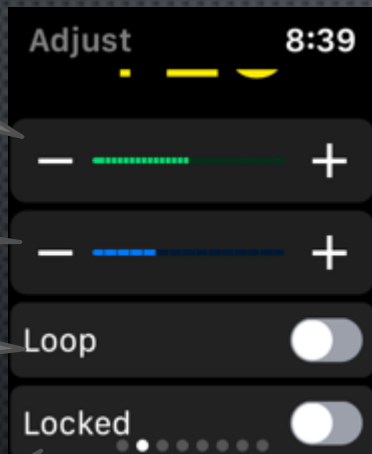
ADJUST SECONDS  
AFTER COUNTDOWN  
HAS BEGUN

ADJUST MINUTES

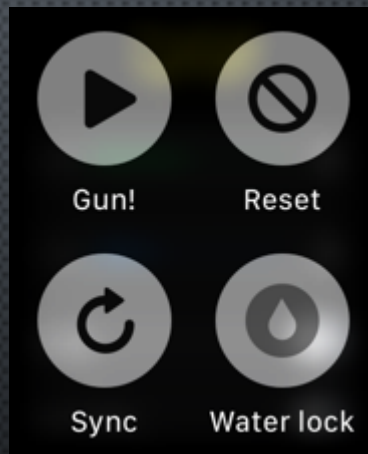
LOOP COUNTDOWN  
(CAN BE ENABLED  
AFTER START)

LOCK AND PREVENT  
CHANGES

TIMER ADJUST SCREEN



FORCE PRESS MENU



# SPEED & COURSE OVER GROUND (GPS)


MAIN TIMER SCREEN



THE GPS BASED  
SPEED OVER GROUND

THE GPS BASED  
COURSE OVER GROUND

FORCE PRESS MENU



SELECT THE DURATION  
OF THE GRAPHS

# VELOCITY MADE GOOD (VMG)

DAMPENED  
(SLOW) VMG

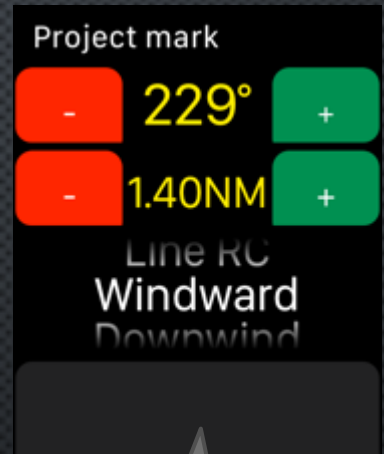
TIP: SET A "MAKE BELIEVE"  
MARK 10NM IN DIRECTION  
OF WIND

INSTANT VMG



BEARING AND  
DISTANCE TO MARK

SET ACTIVE  
MARK HERE



PROJECT A  
REMOTE MARK

USE THE VMG PAGE AFTER YOU HAVE SET A MARK

SETTING DISTANCE TO 0 IS  
POSSIBLE (DROP MARK)



# STARTING LINE

START LINE SCREEN

The screenshot shows a black screen with white text. At the top right, the time is 8:43. Below that, it says 'Line distance: 31 yd' and 'Time@Line: ---'. A horizontal line separates this from the next section: 'Line length: 59 yd', 'Line angle: 124°M (304°M)'. Below that is 'Line Perpendicular: 214°M'. At the bottom, there are five dots, with the second one from the left being white and the others grey.

DISTANCE TO  
START LINE

ESTIMATED  
COUNTDOWN  
SECONDS  
WHEN  
CROSSING  
LINE

COMPASS  
HEADING TO  
WIND IF LINE  
IS PERFECT

FORCE PRESS MENU

The screenshot shows a black screen with two white circular buttons, each containing a white plus sign. The top button is labeled 'Set Start RC' and the bottom button is labeled 'Set Start Pin'.

SET THE RACE  
COMMITTE  
LINE END AT  
CURRENT  
LOCATION

SET THE PIN  
LINE END AT  
CURRENT  
LOCATION

# MAN OVER BOARD

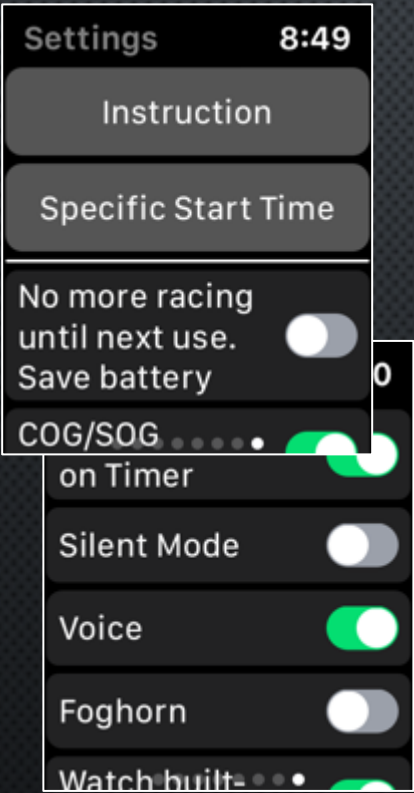
MOB SCREEN

TAPPING "MAN OVER BOARD" WILL TRY TO SET A MOB MARK BASED ON CURRENT GPS LOCATION IF AVAILABLE.

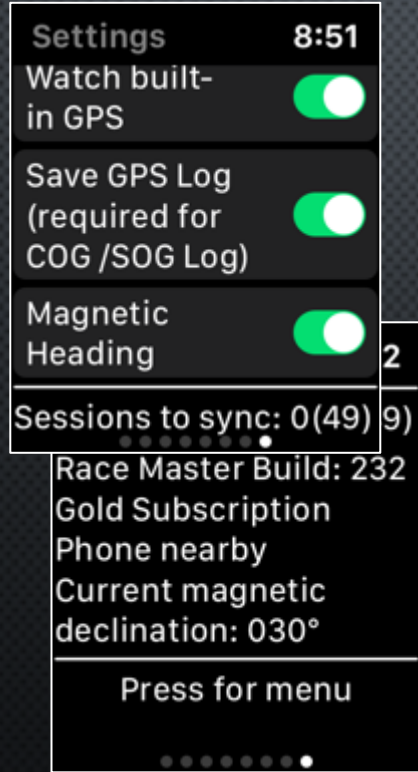


**NOTE:** THE MAN OVER BOARD FEATURE IS NOT INTENDED OR DESIGNED AS A LIFE SAVING MECHANISM BUT AS AN ADDITIONAL/SECONDARY HELP FUNCTION WITH POTENTIAL TO AID IN RECOVERY OF A MAN OVER BOARD

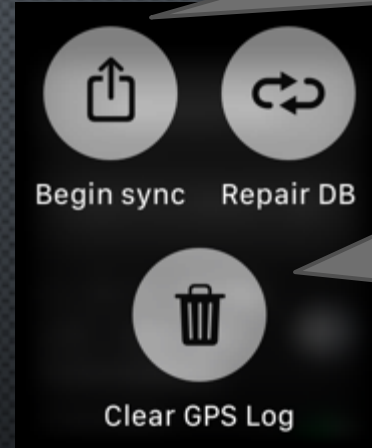
# WATCH SETTINGS



SETTINGS SCREEN



FORCE PRESS MENU



FORCE SYNC OF GPS LOGS IS NORMALLY NOT NEEDED. IF LOGS ARE MISSING ON IPHONE THIS MAY HELP.

REPAIR DB IS NORMALLY NOT NEEDED. GPS LOGS WILL BE CLEARED FROM WATCH AFTER 1 WEEK OR AFTER SYNC WITH IPHONE.

THANK YOU!

SAIL SAFE &  
HAVE A GREAT TIME

